

# SAFETY AND SCHOOL ENVIRONMENT

## Non-CSAP Course Offerings

Your School Offers	does	does not
• art.....	<input checked="" type="checkbox"/>	<input type="checkbox"/>
• drama or theater.....	<input type="checkbox"/>	<input checked="" type="checkbox"/>
• music.....	<input checked="" type="checkbox"/>	<input type="checkbox"/>
• physical education.....	<input checked="" type="checkbox"/>	<input type="checkbox"/>
• opportunity for civic or community engagement.....	<input checked="" type="checkbox"/>	<input type="checkbox"/>
• internet safety program.....	<input type="checkbox"/>	<input checked="" type="checkbox"/>
• International Baccalaureate.....	<input type="checkbox"/>	<input checked="" type="checkbox"/>
• extracurricular activities.....	<input checked="" type="checkbox"/>	<input type="checkbox"/>
• athletics.....	<input checked="" type="checkbox"/>	<input type="checkbox"/>
• career and technical education.....	<input type="checkbox"/>	<input checked="" type="checkbox"/>
• honors.....	<input type="checkbox"/>	<input checked="" type="checkbox"/>

## Safety and Discipline

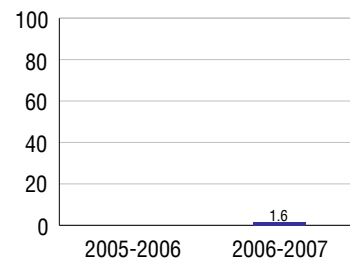
Safe schools are a top priority for parents, teachers, and communities. Your school safety and discipline record for the 2007-2008 school year is:

Type of Incident	Number of Incidents Reported	Percent of Total Incidents
Substance Abuse - Drugs		
Substance Abuse - Alcohol		
Substance Abuse - Tobacco		
Felony Assaults		
Fights		
Possession of Dangerous Weapons		
Other Violations Code of Conduct	67	100.0%

## Student Attendance and School Calendar

2007-2008	Your School
Enrollment	399
Average Daily Attendance	377
Student Dropouts	2.7%

## Dropout Rate



## Student Information Over Time

	2005-2006	2006-2007	2007-2008
Student Enrollment Stability	N/A	91.5%	92.5%
Students Eligible for Free and Reduced Lunch	N/A	47.9 %	68.2 %

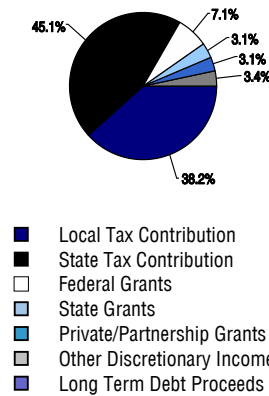
For more information and further details about this report, visit [www.state.co.us/schools](http://www.state.co.us/schools)  
 Colorado Department of Education, 201 East Colfax Ave. Denver, CO 80203  
 Clayton Partnership School  
 0010/0509/M  
 2410 Poze Blvd . Thornton, CO 80229 . 303-853-1460  
 10/20/2008

# DISTRICT TAXPAYER'S REPORT

## Sources of School District Revenue 2007

Local Tax Contribution	\$17,823,450
State Tax Contribution	21,009,743
Federal Grants	3,331,764
State Grants	1,466,656
Private/Partnership Grants	1,433,104
Other Discretionary Income	1,569,578
<b>Total District Operating Revenue</b>	<b>\$46,634,295</b>
Long Term Debt Proceeds	0
<b>Total District Revenue</b>	<b>\$46,634,295</b>
<b>Total District Operating Revenue Per Pupil =</b>	<b>\$8,981</b>
<b>Total District Revenue Per Pupil (Including Long Term Debt) =</b>	<b>\$8,981</b>
<b>District Per Pupil Operating Revenue =</b>	<b>\$6,082</b>
<b>State Average Per Pupil Operating Revenue =</b>	<b>\$6,080</b>

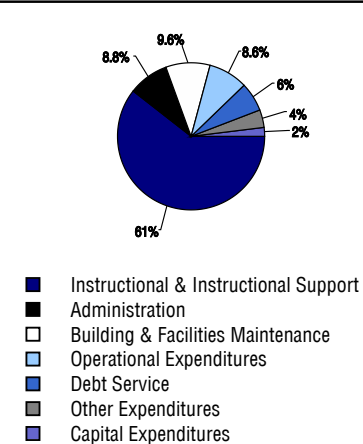
## District Source of Funds 2007



## District Use of Funds 2007

Instructional & Instructional Support	\$28,725,020
Administration	4,190,234
Building & Facilities Maintenance	4,557,153
Operational Expenditures	4,085,967
Debt Service	3,025,340
Other Expenditures	1,797,988
<b>Total District Operating Expenditures</b>	<b>\$46,381,702</b>
Capital Expenditures	970,985
<b>Total District Use of Funds</b>	<b>\$47,352,687</b>

## District Use of Funds 2007



## District Debt and Capital Construction & Equipment

Total Outstanding Bonded Debt	\$13,880,000
Average Annual Percentage Interest Rate on Debt	5.2%
Amount Raised from Most Recent Bond	\$24,535,000
Amount Spent on New Buildings During Last 2 Years	\$0

## Accreditation

Accreditation is Colorado's primary accountability system, incorporating achievement levels, academic growth, achievement gaps, post-secondary readiness, improvement planning, and compliance. The state accredits districts and districts accredit individual schools.

District Accreditation Status for the 2007-2008 school year:

## Voter Approved Funding Changes

Your community did  /did not  hold an election in November 2006

The following items have been approved by voters:

TABOR Override

Bond

Mill Levy Increase

# CLAYTON PARTNERSHIP SCHOOL



**MAPLETON 1**

**Magnet**

[www.mapleton.us](http://www.mapleton.us)

## School Accountability Report 2007-2008 School Year

### School Performance Summary

**Overall Academic Performance on State Assessments** **Low**

**Academic Growth of Students** **Low**

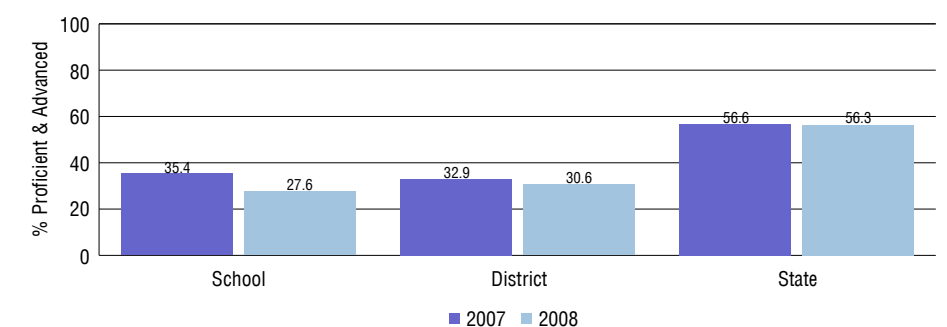
#### Overall Academic Performance on State Assessments

Each school in the State received a rating of "Excellent", "High", "Average", "Low", or "Unsatisfactory" for student academic performance based on 2007-2008 CSAP and COACT results. The rating is calculated using weighted percentages of each CSAP proficiency level for all content area and grade results for the school, as well as average COACT Reading, Writing, and Math Grade 11 results.

#### Academic Growth of Students

Each school in the State received a rating of "Low", "Typical", or "High" for student academic growth based on CSAP results. The calculation method is new for 2007-2008. The rating is calculated using student percentile scores matched over two years. More information about the Overall Academic Performance rating and Academic Growth of Students calculations can be found here: [http://www.cde.state.co.us/cdeassess/SAR\\_Info.html](http://www.cde.state.co.us/cdeassess/SAR_Info.html).

### Percent Proficient and Advanced for Middle Grades for All Content Areas



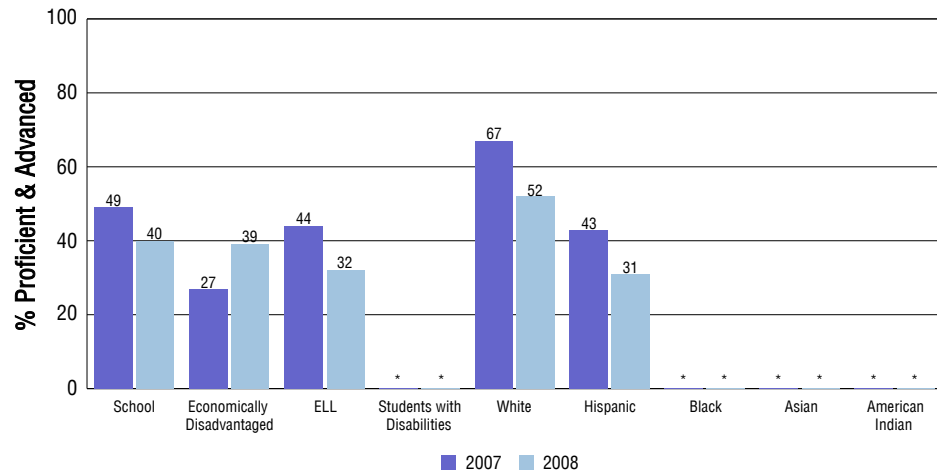
### Student Test Scores Used For Calculating Overall Academic Performance

89.9%	Test Scores Counted
4.8%	Test Scores not used due to Language
5.3%	Test Scores not used due to New Student

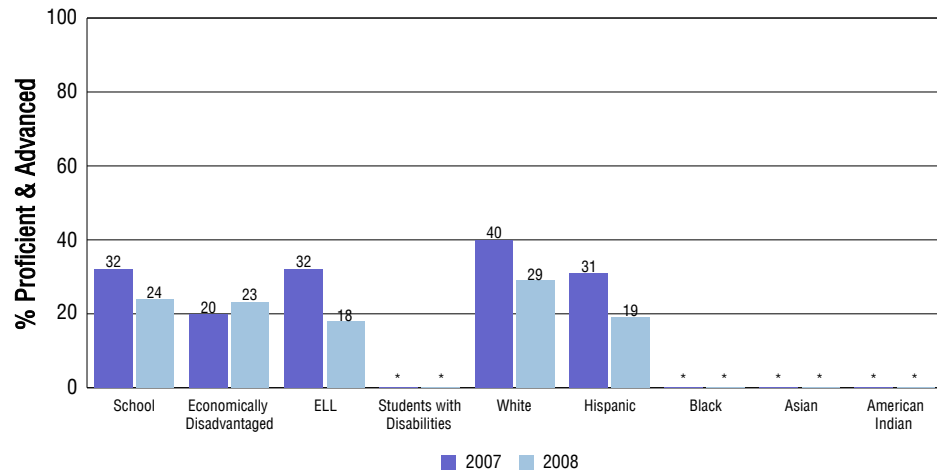
## STUDENT PERFORMANCE

These graphs show the percent Proficient and Advanced trends over the past three years for Reading, Writing, and Math. Results are presented for the entire school for all reported grades as well as for different subgroups. Note: \* indicates any group with less than 16 student results to be reported.

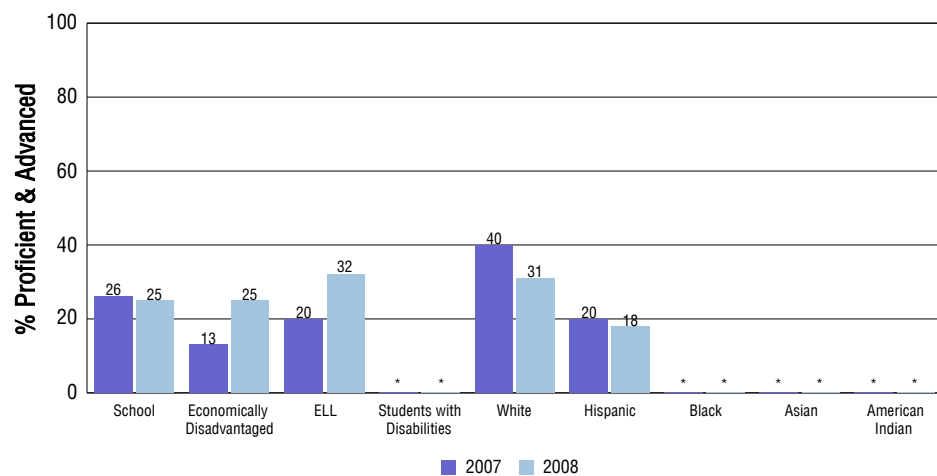
### Reading



### Writing



### Math



## SCHOOL INFORMATION

### School Pride (as submitted by your district)

- Current, research-based innovations spark student interests and engage all learners--child and adult--in this creative approach to education.
- Student-led conferences allow students and parents to reflect on student progress together.
- In partnership with local universities and teacher programs, expert teachers and future teachers provide favorable adult-to-student ratios in classrooms.
- School promotes learning for everyone who walks through the door, engaging teachers as students and students as teachers.

### School Goals (as submitted by your district)

First, we will incorporate research-based ESL strategies in order to ensure English language proficiency for all students. Second, we will improve data-driven guided reading instruction to ensure continuous and rigorous development as readers. Finally, we will use daily assessment tasks formatively in order to ensure that instructional approaches match the instructional needs of students.

### No Child Left Behind - Adequate Yearly Progress

Did your school make AYP in reading?	No	Math?	No
How many targets does your school have?	22	Met?	18

Based on this school's academic performance, your child may be eligible for one or more of the following; ask your school if your child qualifies for:

Extra academic instruction either before or after-school, or in the summer  
Mentoring

For additional information regarding Adequate Yearly Progress please visit  
<http://www.cde.state.co.us/FedPrograms/ayp/index.asp>

### How Clayton Partnership School Compares To Middle Schools Within A 75-Mile Radius

School	Program Type	Academic Performance	Academic Growth
Achieve Academy	Magnet	Low	Typical
York International	Magnet	Average	Typical
Meadow Community School	Magnet	Low	Low
Monterey Community School	Magnet	Low	Typical
Thornton Middle School(1)		Low	Low
Northglenn Middle School(1)		Average	Typical
The Pinnacle Charter School (Middle)(2)	Charter	Average	Typical
Global Leadership Academy		Low	Low
Niver Creek Middle School(1)		Low	Low
Hulstrom Elementary School(1)		Excellent	Typical

1 Located in Adams 12 Five Star Schools School District.  
2 Located in Charter School Institute School District.

## ABOUT OUR STAFF

### School Employment

Each year, your district reports to the Colorado Department of Education on the number of adults who work in your school, as well as the type of work they do. Last year, your school employed:

	Your School		District	
	Full Time	Part Time	Full Time	Part Time
Teachers	19	0	287	18
Paraprofessionals	3	2	80	36
Administrators	1	0	25	1
Other Professionals	1	1	47	7
School Support	3	2	90	59
School Counselors	0	0	4	0
School Librarians	0	0	0	0
<b>Total Staff</b>	32		648	

### Students per Teacher Ratio

	Student Enrollment	Students per Teacher
Grade 6	53	22.2
Grade 7	28	14.8
Grade 8	39	20.6

### Professional Experience of Teachers

	Your School	District
Average years of teaching experience	5	8
Percent of teachers teaching in the subject in which they received their degree	83%	60%
Number of teachers with Masters or Doctoral degrees	6	140
Teachers with 3 years or more of teaching experience	13	201
Teachers with less than 3 years of teaching experience	6	104
Number of professional development days	3	7

### Salaries

	Your School	District	State
Average Teacher Salary	\$45,927	\$48,751	\$47,494
Average Administrator Salary	\$72,688	\$96,637	\$80,444

Principal: Sue-Lin Toussaint

Number of years as Principal at this school: 1 (New Hire 2007/2008)

Number of years as Principal at any school: 1