

ANNUAL REPORT TO THE COMMUNITY

2003  
2004



Mapleton Public Schools

# Letter from the superintendent



It's definitely not "business as usual" in Mapleton Public Schools. This annual report reflects the results from last year and provides much of the baseline data we will use to measure the effectiveness of our future efforts. This March will mark our 50th year as a school district. As we celebrate this significant anniversary, we enter into the initial phases of a comprehensive reinvention that gives direction to the next 50 years. This roadmap was developed through our strategic planning process and provides our almost 6,000 students with the most innovative and exciting choices for learning in the country. This new approach to education through "Small by Design" learning environments began this year with the opening of our two new small high schools (Skyview Expeditionary Learning and Skyview Big Picture high schools).

We have a clear course that will lead us to the realization of our goal – that every student graduates prepared to attend college. We know that some of our students may not choose to continue their education past high school, but they will all have the skills necessary to be successful as they pursue their goals.

Mapleton is quickly becoming a leading example of "public education done right." The entire system is engaged in dialogue and activity that will deliver the results that our students and community expect from our schools. We have already been recognized as one of the most exciting school districts in Colorado and we are being recognized nationally as a model for school districts that want to provide engaging choices for their students.

As we celebrate this 50th year together, we stand tall on the shoulders of those who came before us. We will continue to raise expectations, improve student learning and help our students achieve their dreams.

Each year, this annual report serves to record our history in the making. If you are interested in being a part of history and leaving your mark on the future of Mapleton Public Schools, we welcome your participation. Please contact my office at (303) 853-1015.

*Charlotte Scarpella*  
Charlotte Scarpella, Superintendent

## 2003 - 2004 board of education



**Mike Redel**  
President



**Carole Adducci**  
Vice President



**Norma Frank**  
Secretary



**Cindy Croisant**  
Treasurer



**Diann Ketelhut**  
Assistant Secretary and Treasurer

## safe and civil learning environment

High performance learning only occurs within a safe, civil and caring school environment. Some of the ways Mapleton fosters a caring community within its schools include:

- Bully Proofing and Violence-Prevention Initiatives
- Child-Focused Student Support/Intervention Teams
- Crisis Response Services
- Drug and Alcohol Education
- Interagency Substance Abuse Assistance Programs

- Social and Personal Skills Development Projects
- Regular Site Security and Safety Reviews
- Comprehensive Emergency Response Preparation
- High Academic and Behavioral Expectations for Students

A positive school culture keeps student discipline problems to a minimum across the district. When discipline situations occur, however, district faculty respond in an immediate, decisive and fair manner to ensure misconduct does not impede learning.

## mission statement

**T**he mission of Mapleton Public Schools, a diverse and innovative learning community deeply rooted in its history and passionately committed to the uniqueness and potential of all students, is to guarantee that each student achieves his or her dreams and contributes enthusiastically to his or her community and world, through an educational system characterized by:

- an unyielding commitment to academic excellence;
- an enticing menu of learning opportunities that allows students to pursue their interests and gifts;
- a commitment that no obstacle shall impede a student's success;
- an environment of integrity, encouragement, and caring; and
- a comprehensive community working collectively to ensure the success of each child.

## we believe that

- It is the nature of all people to learn.
- All people are entitled to respect.
- All people determine their future by the choices they make.
- All people have equal worth.
- The greater good is the responsibility of each individual.
- Everyone deserves unlimited opportunity to maximize his or her unique abilities.
- Learning always leads to opportunity.
- Honest communication is the essence of community.
- Integrity is the basis of trust.
- People thrive in a caring environment.
- Success requires constant improvement.
- The children of today are the hope of tomorrow.
- Growth requires risk.
- All people deserve a fair return on their investment of effort, time, and resources.

## values

- We will not engage in anything that does not directly support our pre K-12 educational program and the mission that drives it.
- We will not allow our educational philosophy and practice to be compromised by external factors or forces.
- We will zealously guard our local autonomy.
- We will always expect the best of everyone.
- We will always honor the dignity of each person.
- We will responsibly administer all resources of the District.

## district reinvention roadmap

Three years ago, community members, staff and administrators came together to create a comprehensive district strategic plan. At the heart of Mapleton's mission statement is a guarantee that each student will achieve his or her dreams and contribute enthusiastically to his or her community and world.

The strategies and action plans developed by Mapleton stakeholders to support this mission have challenged the district to address three critical needs:

- increase the relevance of learning and school;
- increase the power of supportive relationships within school; and
- increase the rigor of learning opportunities.

In response to these challenges, Mapleton has developed a "reinvention roadmap" which will guide both short-term and long-term district improvement efforts over the next few years.

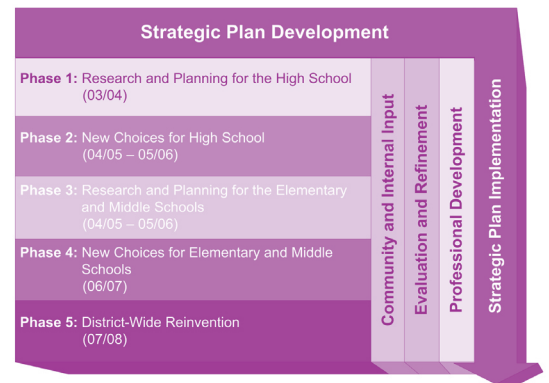
### District Reinvention Roadmap:

The district reinvention road map is based on commitment to two primary school reform principles:

1. Small by Design, and
2. Choices for Learning.

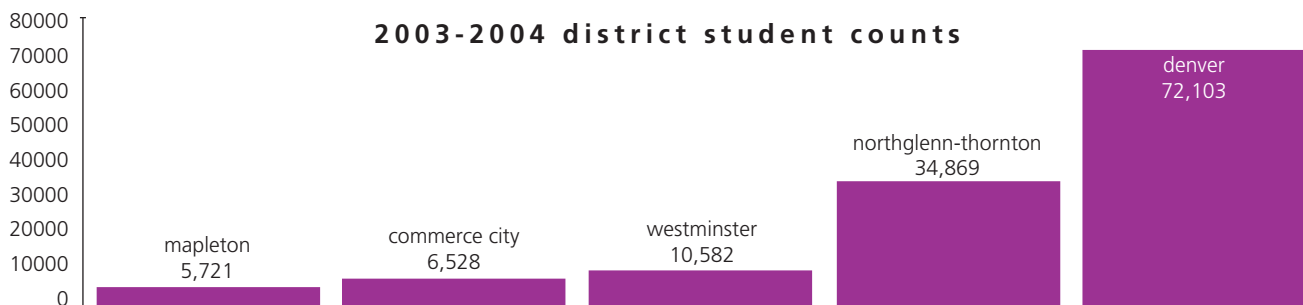
Commitment to the Small by Design principle requires the district to move toward development of small schools based on learning models that have been previously proven to be effective. Commitment to the Choices for Learning principle requires the district to provide the Mapleton community with a varied menu of learning options within its school system.

Mapleton's reinvention roadmap will guide the district through a series of powerful reforms to be implemented over the next several years. Skyview High School is implementing two new small schools this year and will add additional small schools over the next two years. Research and planning will begin on redesign of district elementary and middle schools this year, with implementation beginning in the fall of 2006. Full implementation of the reinvention roadmap across the district is scheduled for fall of 2007.



## MAPLETON PUBLIC SCHOOLS

Mapleton Public Schools, by state measures, is a moderate-sized school district, especially when compared to larger neighbor districts: Northglenn to the north, Commerce City to the east, Westminster to the west and Denver to the south. With 5,721 students, Mapleton ranks 25th out of 182 in size statewide.



The district maintains 14 sites, including the Mapleton Early Learning Center, which houses the majority of preschool students, and the administration building, which also houses the maintenance and transportation departments.

# district improvement plan

## 2004-2005 school year

### commitments

Mapleton's district improvement plan for the 2004-2005 school year is built around two commitments:

- 1 to increase the achievement of our current students during their time with us this year, and
- 2 to increase the achievement of our future students through implementation of reform steps necessitated by the reinvention roadmap. All improvement action steps planned for this year support the district's long term reinvention plans.

### 2004-2005 goals & objectives

**Goal 1:** One hundred percent of Mapleton students will meet or exceed established expectations on any assessment approved by the district.

**Objective 1.1:** Increase the overall district CSAP index from 44.9 to 48.6. This target is an 8% increase higher than last year's results, but also is a 5% increase over the higher index score attained in 2003.

**Objective 1.2:** Increase the percentage of students who demonstrate one or more year's growth in one year's time, as measured by CSAP tests, from 37% to 54%. This target is 46% higher than last year's results, but also is a 6% increase over the higher growth rate attained in 2003.

**Objective 1.3:** Reduce by 10% all existing CSAP proficiency discrepancies between student subgroups.

**Objective 1.4:** Maintain an attainment rate of 80% or higher on district standards for subject areas not assessed by CSAP, or increase two year average attainment rates by 10% for subject areas with 2003 rates below 80%.

**Goal 2:** One hundred percent of our students will experience success in the pursuit of their personal goals during and beyond their years in Mapleton Public Schools.

**Objective 2.1:** Increase the district graduation rate from 77% to 81%. This target is 5% higher than last year's graduation rate, and 4% higher than the 2004 target.

**Objective 2.2:** Increase the percentage of students who provide an overall positive school satisfaction rating on district surveys from 42% to 50%. This target is 19% higher than last year's results.

**Objective 2.3:** Increase the percentage of parents who provide an overall positive school satisfaction rating on district surveys from 88% to 90%. This target is 2% higher than last year's results, which were 59% higher than the previous year's results.

**Goal 3:** All students will possess the character and personal attributes necessary to be responsibly contributing citizens.

**Objective 3.1:** Increase the average student attendance rate from 93% to 97%. This target is 4% higher than last year's attendance rate, and is the same as the 2004 target.

**Objective 3.2:** Decrease the average suspension rate from 8% to 7%. This target is 12% lower than last year's suspension rate, and 36% lower than the 2003 suspension rate.

**Objective 3.3:** Decrease the average expulsion rate from 2.5% to 2.0%. This target is 20% lower than last year's expulsion rate, and 50% lower than the 2003 expulsion rate.

### strategies

Mapleton staff and community have identified the following strategies that must be accomplished in order to achieve the district's mission, goals and annual objectives:

- We will ensure the personal and academic achievement of all students
- We will ensure all staff is exceptional, caring, and capable of meeting our mission and objectives
- We will ensure all students possess the character and personal attributes necessary to realize their personal goals and potential
- We will ensure motivating, supportive, and safe learning environments for all students
- We will establish and maintain effective internal and external communication
- We will obtain and make maximum use of community support and involvement
- We will enhance and align facilities to fulfill the mission of Mapleton Public Schools
- We will create and maintain an exemplary image of Mapleton Public Schools both internally and externally

### school and district accreditation

The Mapleton School District is fully accredited by the Colorado Department of Education. Mapleton conducts a comprehensive accreditation review of each school every three years. All schools remain fully accredited by the district and none of our Title I schools are on improvement, corrective action, or restructuring according to No Child Left Behind criteria.

Mapleton Public Schools remains fully accredited by the state; however, the district has placed four schools on "Academic Watch," which means that the schools remain accredited but need to improve in order to ensure they remain accredited.

Bertha Heid Elementary Campus	Accredited
Meadow Elementary	Accredited
Monterey Elementary	Accredited
Valley View Elementary	Exemplary
Western Hills Elementary	Academic Watch
York Middle	Academic Watch
John Dewey Middle	Academic Watch
Skyview High Schools	Academic Watch

## graduation requirements

Graduation requirements are determined by Board policy. These requirements are summarized below. (A Carnegie unit is the equivalent of one year of study of a secondary-level subject.)

- Four Carnegie units of English. English courses are designed to prepare students to meet or exceed the District Communication/Critical Thinking standards.
- Three Carnegie units of Mathematics. Math courses are designed to prepare students to meet or exceed the District standard in Mathematics/Problem Solving.
- Three Carnegie units of Social Studies. Social Studies courses are designed to prepare students to meet or exceed the District standard in Social Studies.
- Three Carnegie units of Science. Science courses are designed to prepare students to meet or exceed the District standard in Science/Problem Solving.
- Two Carnegie units in Practical Arts and Fine Arts. One half-credit in the Practical Arts (includes all pre-vocational and vocational classes). One half-credit in the Fine Arts. One half-credit from either department. One half-credit in Introduction to Technology.
- Two Carnegie units of Physical Education/Health. A unit of health must be included.
- Seven Carnegie units minimum of electives in classes of the student's choice. These classes may be those necessary for a student to meet the Mapleton Standards.
- Meet or exceed the following Mapleton Standards:
  - Communications/Critical Thinking
  - Math/Problem Solving
  - Social Studies
  - Science/Problem Solving

In rare cases circumstances may necessitate a waiver. The principal will approve or deny any waiver requested based on the rationale provided for such waiver.

Accommodations may be made on an individual basis for students requesting credit through the following alternative means:

1. Post Graduate Course work
2. Correspondence Courses
3. Armed Service credit
4. Adult Education
5. Independent Study Programs
6. Internship

The following were calculated by the district and may not reflect final CDE calculations.

**Graduation rate 75%**  
This actual graduation rate is based on a CDE calculation that excludes GED students.

**Completer rate 88%**  
This calculation includes students who graduate as well as those who complete their GED.

**Dropout rate 2.35%**

**Suspension rate 8%**

**Expulsion rate 2.5%**

**Attendance rate 93%**

**CU Succeeds\***

**course enrollment: 156 in 7 classes**

**90 students completed 1 or more classes (total of 131 classes completed)**

**75% of classes taken were passed with a C or better**

\* In many school districts, Advanced Placement classes are used as an indicator of very high student achievement. The program allows high school students to begin accumulating college credit if they are prepared for coursework and learning at that level.

In keeping with Mapleton School District's commitment to creating partnerships furthering our mission, the district has opportunities for students to gain college credit through the University of Colorado's "CU Succeeds" program as a similar opportunity.

## professional qualification of teachers

school poverty level	percent of classes taught by highly qualified teachers
76-100%	93.75%
51-75%	95.24%
26-50%	95.38%
0-25%	92.27%

**44% of our teachers have Master's degrees.**

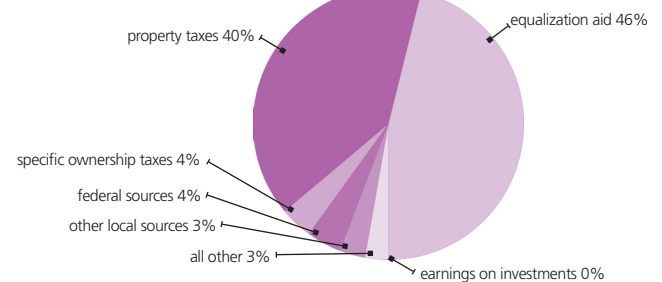
**335** Teachers with professional or provisional teaching license  
**1** Teacher with emergency license  
**336** teachers total

### Public allowed to check teacher credentials

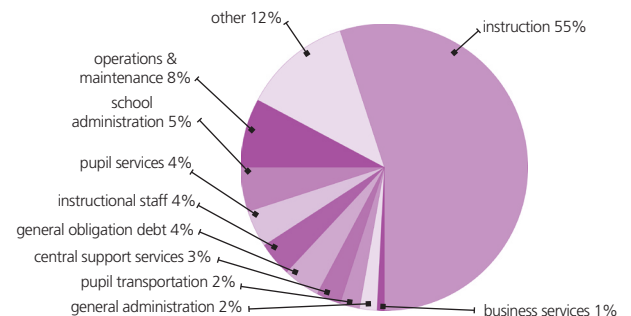
*According to No Child Left Behind Federal Legislation, parents have the right to review the teaching credentials of their child's classroom teacher(s).*

*If, as a parent, you wish to review your child's teacher's credentials, please contact the school principal.*

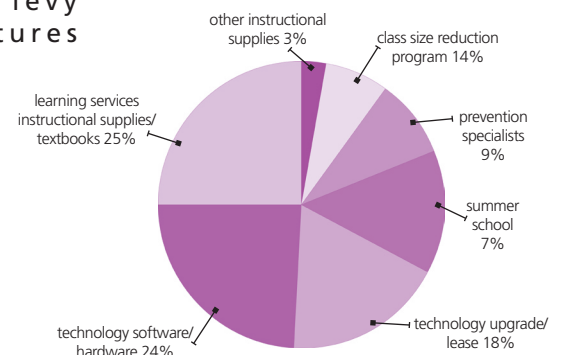
## revenue



## expenditures



## mill levy expenditures



# district objectives

## district goals for 2003-2004

- One hundred percent of Mapleton students will meet or exceed established expectations on any assessment approved by the district.
- One hundred percent of our students will experience success in the pursuit of their personal goals during and beyond their years in Mapleton Public Schools.
- All students will possess the character and personal attributes necessary to be responsibly contributing citizens.

**Goal 1:** One hundred percent of Mapleton students will meet or exceed established expectations on any assessment approved by the district.

**Objective 1.1:** Increase the overall district CSAP index by 10%.

**Results:** The district did not accomplish this objective. The district's composite CSAP index, which includes all grade levels and content areas, was 44.9 in 2004 compared to 46.3 in 2003. Rather than a 10% increase, these results reflect a 3.2% decline.

**Objective 1.2:** Increase by 10% the percentage of students who demonstrate one or more year's growth in one year's time, as measured by CSAP tests.

**Results:** The district did not accomplish this objective. Only 37% of Mapleton students demonstrated one year's growth on CSAP in 2004, compared to 51% in 2003. Rather than a 10% increase, these results reflect a 27% decline.

**Objective 1.3:** Reduce by 10% all existing CSAP proficiency discrepancies between student subgroups.

**Results:** The district accomplished this objective with some, but not all, student subgroups. Our Black and Hispanic students saw the difference in their scores compared to the general student decrease by 10% or more. The difference between male and female students declined by 10% as well. The gap between the general student population and the following student subgroups got larger in 2004: special education students, limited English proficient students, and students receiving free lunch.

**Objective 1.4:** Maintain an attainment rate of 80% or higher

on district standards for subject areas not assessed by CSAP, or increase attainment rates by 10% where 2003 rates are below 80%.

**Results:** The district did not accomplish this objective. Mapleton elementary schools hit the target in six of eight content areas. Mapleton middle schools hit the target in four of eight content areas. Mapleton high schools hit the target in one of eight content areas.

**Goal 2:** One hundred percent of our students will experience success in the pursuit of their personal goals during and beyond their years in Mapleton Public Schools.

**Objective 2.1:** Increase the district graduation rate from 58% to 78%.

**Results:** The district improved its graduation rate significantly, coming very close, but not quite hitting, its target for this objective. The Mapleton graduation rate increased to 77% in 2004 compared to 58% in 2003.

**Objective 2.2:** Increase the percentage of students who provide an overall positive school satisfaction rating on district surveys from 75% to 80%.

**Results:** The district did not accomplish this objective. The percentage of students who provided an overall positive school satisfaction rating declined from 75% in 2003 to 42% in 2004.

**Objective 2.3:** Increase the percentage of parents who provide an overall positive school satisfaction rating on district surveys from 59% to 65%.

**Results:** The district accomplished this objective. The percentage of parents who provided an overall positive school satisfaction rating increased from 59% in 2003 to 88% in 2004.

**Goal 3:** All students will possess the character and personal attributes necessary to be responsibly contributing citizens.

**Objective 3.1:** Increase the average district attendance rate from 96% to 97%.

**Results:** The district did not accomplish this objective. The average district attendance rate in 2004 was 93%, compared to an average attendance rate of 96% in 2003.

**Objective 3.2:** Maintain a safe and civil learning environment, as evidenced by 5% reductions in suspensions and expulsions.

**Results:** The district accomplished both aspects of this objective. The district suspension rate declined from 11% to 8%, which is a 27% reduction. The district expulsion rate declined from 4% to 2.5%, which is a 38% reduction.



## standards attainment

Standards Achievement	Communications	Math	Social Studies	Science	Careers	Art	PE	Music
Elementary	45%	68%	89%	89%	93%	97%	98%	96%
Middle School	75%	78%	84%	81%	67%	86%	74%	83%
High School	52%	39%	49%	47%	54%	56%	56%	87%

# adequate yearly progress

## Progress Toward AYP

Annual achievement reports of Adequate Yearly Progress (AYP) for every public school and district are required according to the No Child Left Behind Act (NCLB). The task of calculating a district's or building's AYP is very detailed and must follow the Colorado Department of Education's guidelines. The calculations are based on the performance of students on the Colorado Student Assessment Program (CSAP) in Reading and Math.

Calculations are completed for various groups of students: all, economically disadvantaged, students with disabilities, English language learners, major racial/ethnic groups. Also three levels of calculations are made for each of the groups in the following categories: (a) participation, (b) target goals regarding the percent of students who are partial proficient, proficient and advanced, and (c) either graduation at the high school or percent advanced at the middle school and elementary schools. Schools must meet all criteria in both reading and math for all groups to be achieving AYP.

According to these guidelines, Mapleton did not meet all the AYP criteria at the elementary, middle school or high school level. Four elementary schools met AYP, and no middle schools or high schools met all the criteria. Mapleton does not have any elementary schools that have not met AYP for two years. The tables below report how the district and each school performed in Reading, Math and the other indicator (graduation rate or percent of advanced performance) in relation to the state targets.

*99% of students participated in the CSAP tests as determined by AYP calculations.*

### reading performance target

elementary = 76.92% middle school = 73.61% high school = 79.65%

school name	all	hispanic	white	ell	ses	sped
skyview high school	YES	YES	YES	YES	YES	YES
john dewey middle school	NO	NO	YES	NO	NO	NO
york middle school	YES	YES	YES	YES	YES	NO
bertha heid elementary campus	YES	YES	YES	YES	YES	NA
meadow elementary school	YES	YES	YES	YES	YES	NA
monterey elementary school	YES	YES	YES	NA	YES	NA
valley view elementary school	YES	YES	YES	NA	YES	NA
western hills elementary school	YES	YES	NA	NO	YES	NA
mapleton elementary school	YES	YES	YES	YES	YES	NO
mapleton middle school	YES	YES	YES	YES	YES	NO
mapleton high school	YES	YES	YES	YES	YES	YES

### reading other indicator targets

elementary and middle school = 10% advanced performance, high school = 55.3% graduation rate

school name	all	hispanic	white	ell	ses	sped
skyview high school	YES	YES	YES	NA	NA	NA
john dewey middle school	YES	YES	YES	YES	YES	NA
york middle school	YES	YES	YES	YES	YES	YES
bertha heid elementary campus	YES	YES	YES	YES	YES	NA
meadow elementary school	YES	YES	YES	YES	YES	NA
monterey elementary school	YES	YES	YES	NA	YES	NA
valley view elementary school	YES	YES	YES	NA	YES	NA
western hills elementary school	YES	YES	NA	YES	YES	NA
mapleton elementary school	YES	YES	YES	YES	YES	YES
mapleton middle school	YES	YES	YES	YES	YES	YES
mapleton high school	YES	YES	YES	NA	NA	NA

### meet overall AYP target

school name	meets target
Skyview High School	no
John Dewey Middle School	no
York Middle School	no
Bertha Heid Elementary Campus	YES
Meadow Elementary School	YES
Monterey Elementary School	YES
Valley View Elementary School	YES
Western Hills Elementary School	no

### math performance targets

elementary = 75.86% middle school = 59.51% high schools = 47%

school name	all	hispanic	white	ell	ses	sped
skyview high school	NO	NO	YES	NO	NO	NO
john dewey middle school	YES	YES	YES	YES	YES	NO
york middle school	YES	YES	YES	YES	YES	NO
bertha heid elementary campus	YES	YES	YES	YES	YES	NA
meadow elementary school	YES	NA	YES	NA	NA	NA
monterey elementary school	YES	NA	NA	NA	NA	NA
valley view elementary school	YES	NA	NA	NA	NA	NA
western hills elementary school	YES	NO	NA	NA	NA	NA
mapleton elementary school	YES	YES	YES	YES	YES	NO
mapleton middle school	YES	YES	YES	YES	YES	NO
mapleton high school	NO	NO	YES	NO	NO	NO

### math other indicator targets

elementary school and middle school = 10% advanced performance, high school = 55.30% graduation rate

school name	all	hispanic	white	ell	ses	sped
skyview high school	YES	YES	YES	NA	NA	NA
john dewey middle school	YES	YES	YES	YES	YES	NA
york middle school	YES	YES	YES	YES	YES	YES
bertha heid elementary campus	YES	YES	YES	YES	YES	NA
meadow elementary school	YES	NA	YES	NA	NA	NA
monterey elementary school	YES	NA	NA	NA	NA	NA
valley view elementary school	YES	NA	NA	NA	NA	NA
western hills elementary school	YES	YES	NA	NA	NA	NA
mapleton elementary school	YES	YES	YES	YES	YES	YES
mapleton middle school	YES	YES	YES	YES	YES	YES
mapleton high school	YES	YES	YES	NA	NA	NA

### trend data on third grade reading

Year	2004	2003	2002	2001	2000
Colorado	74	74	72	72	69
Mapleton	62	65	59	64	57

# csap results 2004

2004 CSAP tests administered in		PERCENTAGE OF STUDENTS SCORING "PROFICIENT" OR "ADVANCED"													
		Total	Female	Male	Asian	Black	Hispanic	White	IEP●	ELL■	SES◆	GT	CSAP A		
grade 3	reading	Colorado	74	77	70	75	60	54	83	36	31	59	n/a	n/a	
		Mapleton	62	69	56	56	n/a	53	76	28	41	52	n/a	n/a	
		Bertha Heid	64	68	59	n/a	n/a	58	76	n/a	49	56	n/a	n/a	
		Meadow	72	77	68	n/a	n/a	68	73	n/a	n/a	61	n/a	n/a	
		Monterey	65	70	61	n/a	n/a	60	68	n/a	n/a	59	n/a	n/a	
		Valley View	85	89	80	n/a	n/a	78	87	n/a	n/a	n/a	n/a	n/a	
		Western Hills	38	50	29	n/a	n/a	31	n/a	n/a	22	33	n/a	n/a	
	reading (spanish)	Colorado	62	70	55	n/a	n/a	62	n/a	19	63	63	n/a	n/a	
		Mapleton	50	n/a	31	n/a	n/a	48	n/a	n/a	50	50	n/a	n/a	
		Western Hills	47	n/a	n/a	n/a	n/a	44	n/a	n/a	47	50	n/a	n/a	
	writing	Colorado	52	58	47	54	35	32	62	19	15	33	n/a	n/a	
		Mapleton	41	47	35	28	n/a	34	50	5	23	26	n/a	n/a	
		Bertha Heid	41	42	40	n/a	n/a	36	52	n/a	22	25	n/a	n/a	
		Meadow	51	70	37	n/a	n/a	52	48	n/a	n/a	32	n/a	n/a	
		Monterey	32	33	32	n/a	n/a	25	43	n/a	n/a	27	n/a	n/a	
		Valley View	73	76	68	n/a	n/a	n/a	70	n/a	n/a	n/a	n/a	n/a	
		Western Hills	21	28	16	n/a	n/a	21	n/a	n/a	16	16	n/a	n/a	
	writing (spanish)	Colorado	51	60	41	n/a	n/a	51	n/a	20	51	51	n/a	n/a	
		Mapleton	38	n/a	19	n/a	n/a	36	n/a	n/a	33	43	n/a	n/a	
		Western Hills	42	n/a	n/a	n/a	n/a	39	n/a	n/a	35	47	n/a	n/a	
	grade 4	reading	Colorado	63	67	60	68	47	40	75	24	17	42	n/a	n/a
Mapleton			52	58	45	n/a	n/a	45	63	16	27	42	n/a	n/a	
Bertha Heid			48	49	47	n/a	n/a	45	57	n/a	32	38	n/a	n/a	
Meadow			64	74	53	n/a	n/a	54	71	n/a	n/a	51	n/a	n/a	
Monterey			38	47	30	n/a	n/a	46	n/a	n/a	n/a	43	n/a	n/a	
Valley View			89	97	78	n/a	n/a	94	86	n/a	n/a	90	n/a	n/a	
Western Hills			25	25	24	n/a	n/a	20	n/a	n/a	17	19	n/a	n/a	
writing		Colorado	53	60	46	60	36	30	64	16	10	31	n/a	n/a	
		Mapleton	38	48	28	n/a	n/a	33	45	16	17	30	n/a	n/a	
		Bertha Heid	31	39	25	n/a	n/a	31	33	n/a	17	20	n/a	n/a	
		Meadow	44	58	29	n/a	n/a	32	53	n/a	n/a	37	n/a	n/a	
		Monterey	38	47	30	n/a	n/a	50	n/a	n/a	n/a	48	n/a	n/a	
		Valley View	68	79	50	n/a	n/a	61	75	n/a	n/a	71	n/a	n/a	
		Western Hills	22	25	19	n/a	n/a	20	n/a	n/a	14	17	n/a	n/a	
grade 5		math	Colorado	59	57	60	72	36	37	70	22	20	38	n/a	n/a
			Mapleton	42	39	45	n/a	n/a	35	52	11	21	33	n/a	n/a
			Bertha Heid	35	28	40	n/a	n/a	33	40	11	22	23	n/a	n/a
			Meadow	59	63	55	n/a	n/a	54	62	n/a	n/a	53	n/a	n/a
			Monterey	39	22	63	n/a	n/a	33	50	n/a	n/a	34	n/a	n/a
			Valley View	78	73	85	n/a	n/a	68	84	n/a	n/a	77	n/a	n/a
			Western Hills	21	23	20	n/a	n/a	20	n/a	n/a	12	17	n/a	n/a
	reading	Colorado	69	72	66	75	52	47	80	28	21	49	n/a	n/a	
		Mapleton	55	56	54	n/a	n/a	48	63	7	28	44	n/a	n/a	
		Bertha Heid	47	45	49	n/a	n/a	43	52	0	32	35	n/a	n/a	
		Meadow	60	65	55	n/a	n/a	57	62	n/a	n/a	44	n/a	n/a	
		Monterey	63	63	63	n/a	n/a	50	75	n/a	n/a	66	n/a	n/a	
		Valley View	91	88	95	n/a	n/a	89	92	n/a	n/a	86	n/a	n/a	
		Western Hills	41	41	42	n/a	n/a	38	n/a	n/a	18	32	n/a	n/a	
	writing	Colorado	55	62	48	64	38	33	66	14	12	34	n/a	n/a	
		Mapleton	41	45	38	n/a	n/a	33	53	4	14	34	n/a	n/a	
		Bertha Heid	40	45	36	n/a	n/a	38	40	0	24	24	n/a	n/a	
		Meadow	44	53	36	n/a	n/a	30	57	n/a	n/a	33	n/a	n/a	
		Monterey	48	34	67	n/a	n/a	40	58	n/a	n/a	59	n/a	n/a	
		Valley View	83	81	85	n/a	n/a	79	84	n/a	n/a	86	n/a	n/a	
		Western Hills	19	23	16	n/a	n/a	16	n/a	n/a	8	17	n/a	n/a	

● students with disabilities

■ English language learners

◆ students on free or reduced lunch

n/a = fewer than 16 students

# csap results 2004

2004 CSAP tests administered in		PERCENTAGE OF STUDENTS SCORING "PROFICIENT" OR "ADVANCED"												
		Total	Female	Male	Asian	Black	Hispanic	White	IEP●	ELL■	SES◆	GT	CSAP A	
Grade 6	math	Colorado	53	53	54	65	30	29	65	15	14	31	n/a	n/a
		Mapleton	32	31	33	n/a	n/a	28	39	9	17	28	n/a	n/a
		John Dewey MS	37	34	39	n/a	n/a	34	44	9	20	31	n/a	n/a
		York	29	29	28	n/a	n/a	23	36	9	14	26	n/a	n/a
	reading	Colorado	67	71	63	70	48	41	79	23	14	44	n/a	n/a
		Mapleton	45	52	39	n/a	n/a	41	51	11	18	38	n/a	n/a
		John Dewey MS	38	45	31	n/a	n/a	36	41	9	13	32	n/a	n/a
		York	52	58	46	n/a	n/a	45	57	13	21	43	n/a	n/a
	writing	Colorado	56	64	48	66	38	32	67	12	10	33	n/a	n/a
Mapleton		29	38	21	n/a	n/a	25	35	6	7	20	n/a	n/a	
John Dewey MS		22	29	15	n/a	n/a	18	27	4	0	14	n/a	n/a	
York		35	44	27	n/a	n/a	30	40	8	13	26	n/a	n/a	
Grade 7	math	Colorado	41	41	41	55	18	19	51	8	7	19	n/a	n/a
		Mapleton	17	20	14	n/a	n/a	10	28	5	0	10	n/a	n/a
		John Dewey MS	8	10	7	n/a	n/a	5	12	n/a	0	5	n/a	n/a
		York	25	30	21	n/a	n/a	15	41	9	0	14	n/a	n/a
	reading	Colorado	61	66	57	65	43	35	73	18	8	37	n/a	n/a
		Mapleton	38	46	31	n/a	n/a	28	55	8	4	20	n/a	n/a
		John Dewey MS	35	41	29	n/a	n/a	26	49	n/a	4	19	n/a	n/a
		York	42	51	33	n/a	n/a	30	60	9	5	21	n/a	n/a
	writing	Colorado	52	60	44	61	34	28	63	11	6	28	n/a	n/a
Mapleton		28	37	19	n/a	n/a	18	42	5	2	17	n/a	n/a	
John Dewey MS		23	32	15	n/a	n/a	19	29	n/a	4	17	n/a	n/a	
York		32	42	23	n/a	n/a	17	51	9	0	17	n/a	n/a	
Grade 8	math	Colorado	41	41	41	56	16	18	51	8	6	18	n/a	n/a
		Mapleton	26	25	28	53	n/a	23	29	3	8	21	n/a	n/a
		John Dewey MS	23	23	23	n/a	n/a	24	22	0	4	20	n/a	n/a
		York	29	25	32	56	n/a	21	35	4	13	21	n/a	n/a
	reading	Colorado	64	70	58	69	43	36	75	17	9	39	n/a	n/a
		Mapleton	53	60	46	59	n/a	43	65	10	12	41	n/a	n/a
		John Dewey MS	49	58	41	n/a	n/a	42	59	0	0	39	n/a	n/a
		York	56	62	50	63	n/a	44	70	17	25	44	n/a	n/a
	writing	Colorado	49	59	39	59	31	26	59	7	6	26	n/a	n/a
Mapleton		28	36	21	47	n/a	23	32	3	4	20	n/a	n/a	
John Dewey MS		25	34	15	n/a	n/a	22	26	0	4	19	n/a	n/a	
York		31	36	26	50	n/a	24	36	4	4	20	n/a	n/a	
Grade 9	math	Colorado	32	31	34	43	10	11	42	5	4	13	n/a	n/a
		Mapleton	10	9	11	n/a	6	5	15	3	2	5	n/a	n/a
		Skyview HS	10	9	11	n/a	6	5	15	3	2	5	n/a	n/a
	reading	Colorado	66	73	60	69	47	39	78	19	11	42	n/a	n/a
		Mapleton	46	49	42	n/a	31	36	59	9	16	35	n/a	n/a
		Skyview HS	46	49	42	n/a	31	36	59	9	16	35	n/a	n/a
	writing	Colorado	53	63	45	59	33	27	65	9	7	29	n/a	n/a
		Mapleton	21	25	16	n/a	13	13	30	0	4	16	n/a	n/a
		Skyview HS	21	25	16	n/a	13	13	30	0	4	16	n/a	n/a
Grade 10	math	Colorado	27	25	28	35	7	8	33	4	2	10	n/a	n/a
		Mapleton	11	15	8	n/a	n/a	8	15	0	0	11	n/a	n/a
		Skyview HS	11	15	8	n/a	n/a	8	15	0	0	11	n/a	n/a
	reading	Colorado	65	70	59	66	42	38	74	16	10	40	n/a	n/a
		Mapleton	45	53	37	n/a	n/a	33	58	9	9	34	n/a	n/a
		Skyview HS	45	53	37	n/a	n/a	33	58	9	9	34	n/a	n/a
	writing	Colorado	50	59	41	55	29	24	59	6	5	25	n/a	n/a
		Mapleton	22	31	13	n/a	n/a	17	28	0	4	19	n/a	n/a
		Skyview HS	22	31	13	n/a	n/a	17	28	0	4	19	n/a	n/a

● students with disabilities   ■ English language learners   ◆ students on free or reduced lunch   n/a = fewer than 16 students

# csap results 2003

2003 CSAP tests administered in		PERCENTAGE OF STUDENTS SCORING "PROFICIENT" OR "ADVANCED"												
		Total	Female	Male	Asian	Black	Hispanic	White	IEP●	ELL■	SES◆	GT	CSAP A	
Grade 3	reading	Colorado	74	78	71	75	59	56	83	34	33	57	n/a	n/a
		Mapleton	65	72	59	n/a	n/a	62	72	22	43	59	n/a	n/a
		Bertha Heid	64	66	61	n/a	n/a	61	73	n/a	42	56	n/a	n/a
		Meadow	74	83	63	n/a	n/a	73	77	n/a	n/a	68	n/a	n/a
		Monterey	56	53	59	n/a	n/a	65	n/a	n/a	n/a	n/a	n/a	n/a
		Valley View	78	88	64	n/a	n/a	68	84	n/a	n/a	68	n/a	n/a
		Western Hills	44	50	39	n/a	n/a	44	n/a	n/a	n/a	38	n/a	n/a
	reading (spanish)	Colorado	63	70	56	n/a	n/a	63	n/a	27	62	64	n/a	n/a
		Mapleton	60	67	54	n/a	n/a	63	n/a	n/a	60	67	n/a	n/a
		Western Hills	59	68	n/a	n/a	n/a	61	n/a	n/a	59	67	n/a	n/a
	writing	Colorado	57	63	52	60	40	37	66	19	19	38	n/a	n/a
		Mapleton	50	56	45	n/a	n/a	44	59	18	29	43	n/a	n/a
		Bertha Heid	41	41	40	n/a	n/a	35	51	n/a	27	27	n/a	n/a
		Meadow	66	69	61	n/a	n/a	63	68	n/a	n/a	67	n/a	n/a
		Monterey	26	28	24	n/a	n/a	35	n/a	n/a	n/a	n/a	n/a	n/a
Valley View		82	91	72	n/a	n/a	75	88	n/a	n/a	81	n/a	n/a	
Western Hills		27	35	21	n/a	n/a	24	n/a	n/a	n/a	25	n/a	n/a	
writing (spanish)	Colorado	51	58	43	n/a	n/a	51	n/a	12	50	51	n/a	n/a	
	Mapleton	67	70	65	n/a	n/a	68	n/a	n/a	67	70	n/a	n/a	
	Western Hills	67	72	n/a	n/a	n/a	69	n/a	n/a	67	69	n/a	n/a	
Grade 4	reading	Colorado	63	67	59	65	43	40	74	22	16	41	n/a	n/a
		Mapleton	51	55	48	n/a	n/a	40	63	5	18	44	n/a	n/a
		Bertha Heid	50	56	45	n/a	n/a	49	53	5	24	36	n/a	n/a
		Meadow	54	63	45	n/a	n/a	42	61	n/a	n/a	44	n/a	n/a
		Monterey	55	52	58	n/a	n/a	41	75	n/a	n/a	58	n/a	n/a
		Valley View	71	66	78	n/a	n/a	54	81	n/a	n/a	67	n/a	n/a
		Western Hills	33	32	33	n/a	n/a	26	n/a	n/a	19	34	n/a	n/a
	reading (spanish)	Colorado	44	48	40	n/a	n/a	43	n/a	n/a	44	42	n/a	n/a
		Mapleton	56	n/a	n/a	n/a	n/a	56	n/a	n/a	56	57	n/a	n/a
		Western Hills	50	n/a	n/a	n/a	n/a	50	n/a	n/a	50	56	n/a	n/a
	writing	Colorado	52	59	45	59	35	30	62	14	11	31	n/a	n/a
		Mapleton	43	49	38	n/a	n/a	31	56	14	11	35	n/a	n/a
		Bertha Heid	37	46	31	n/a	n/a	35	38	11	10	22	n/a	n/a
		Meadow	52	61	43	n/a	n/a	31	67	n/a	n/a	47	n/a	n/a
		Monterey	49	48	50	n/a	n/a	41	58	n/a	n/a	63	n/a	n/a
Valley View		67	66	70	n/a	n/a	46	84	n/a	n/a	52	n/a	n/a	
Western Hills		23	24	21	n/a	n/a	18	n/a	n/a	6	21	n/a	n/a	
writing (spanish)	Colorado	38	44	34	n/a	n/a	38	n/a	n/a	38	37	n/a	n/a	
	Mapleton	37	n/a	n/a	n/a	n/a	37	n/a	n/a	37	43	n/a	n/a	
	Western Hills	30	n/a	n/a	n/a	n/a	30	n/a	n/a	30	33	n/a	n/a	
Grade 5	math	Colorado	56	56	56	66	33	32	67	20	17	34	n/a	n/a
		Mapleton	39	39	40	n/a	n/a	29	52	7	14	28	n/a	n/a
		Bertha Heid	31	29	32	n/a	n/a	24	39	n/a	10	26	n/a	n/a
		Meadow	52	45	63	n/a	n/a	47	53	n/a	n/a	48	n/a	n/a
		Monterey	42	40	43	n/a	n/a	32	52	n/a	n/a	21	n/a	n/a
		Valley View	73	77	68	n/a	n/a	63	87	n/a	n/a	59	n/a	n/a
		Western Hills	21	20	22	n/a	n/a	17	37	n/a	18	15	n/a	n/a
	reading	Colorado	66	70	62	70	48	41	77	23	16	43	n/a	n/a
		Mapleton	53	56	51	n/a	n/a	43	65	14	20	43	n/a	n/a
		Bertha Heid	44	47	41	n/a	n/a	39	47	n/a	19	42	n/a	n/a
		Meadow	72	67	78	n/a	n/a	73	72	n/a	n/a	67	n/a	n/a
		Monterey	60	57	65	n/a	n/a	48	74	n/a	n/a	50	n/a	n/a
		Valley View	78	75	82	n/a	n/a	67	94	n/a	n/a	73	n/a	n/a
		Western Hills	33	42	24	n/a	n/a	27	53	n/a	21	23	n/a	n/a
	writing	Colorado	53	61	46	61	38	30	64	12	10	31	n/a	n/a
Mapleton		43	52	33	n/a	n/a	38	49	2	17	34	n/a	n/a	
Bertha Heid		37	49	24	n/a	n/a	35	34	n/a	17	35	n/a	n/a	
Meadow		54	57	50	n/a	n/a	53	56	n/a	n/a	48	n/a	n/a	
Monterey		38	47	26	n/a	n/a	40	35	n/a	n/a	25	n/a	n/a	
Valley View		73	78	68	n/a	n/a	71	81	n/a	n/a	68	n/a	n/a	
Western Hills		27	36	20	n/a	n/a	23	42	n/a	11	20	n/a	n/a	

● students with disabilities ■ English language learners ◆ students on free or reduced lunch n/a = fewer than 16 students

# csap results 2003

2003 CSAP tests administered in		PERCENTAGE OF STUDENTS SCORING "PROFICIENT" OR "ADVANCED"												
		Total	Female	Male	Asian	Black	Hispanic	White	IEP●	ELL■	SES◆	GT	CSAP A	
Grade 6	math	Colorado	50	50	50	61	24	26	61	13	10	26	n/a	n/a
		Mapleton	26	30	22	n/a	17	16	41	2	4	14	n/a	n/a
		John Dewey	18	21	15	n/a	n/a	13	25	0	4	13	n/a	n/a
		York MS	35	39	31	n/a	n/a	20	55	4	3	16	n/a	n/a
	reading	Colorado	67	70	64	71	47	41	78	22	13	42	n/a	n/a
		Mapleton	48	55	42	n/a	44	35	63	18	13	32	n/a	n/a
		John Dewey	42	48	37	n/a	n/a	33	54	11	11	29	n/a	n/a
		York MS	54	60	47	n/a	n/a	38	71	26	14	36	n/a	n/a
	writing	Colorado	54	62	47	61	37	30	65	11	10	31	n/a	n/a
		Mapleton	34	49	22	n/a	28	26	46	8	8	22	n/a	n/a
		John Dewey	25	38	16	n/a	n/a	20	33	4	2	16	n/a	n/a
		York MS	43	57	29	n/a	n/a	32	58	13	14	30	n/a	n/a
Grade 7	math	Colorado	41	41	41	55	18	18	51	8	7	19	n/a	n/a
		Mapleton	20	21	19	47	n/a	15	24	0	5	10	n/a	n/a
		John Dewey	15	21	10	n/a	n/a	15	17	0	3	9	n/a	n/a
		York MS	23	21	25	50	n/a	15	30	0	6	11	n/a	n/a
	reading	Colorado	61	66	57	63	41	34	73	17	8	36	n/a	n/a
		Mapleton	44	46	43	53	n/a	35	54	10	8	32	n/a	n/a
		John Dewey	41	45	36	n/a	n/a	30	52	0	3	29	n/a	n/a
		York MS	47	47	48	56	n/a	39	55	15	13	35	n/a	n/a
	writing	Colorado	53	63	44	62	36	28	63	9	7	29	n/a	n/a
		Mapleton	35	46	25	59	n/a	27	43	5	7	24	n/a	n/a
		John Dewey	30	47	13	n/a	n/a	25	36	0	7	24	n/a	n/a
		York MS	40	45	34	63	n/a	28	49	8	7	24	n/a	n/a
Grade 8	math	Colorado	38	39	38	52	14	15	48	7	6	15	n/a	n/a
		Mapleton	14	12	16	n/a	6	10	17	2	2	8	n/a	n/a
		John Dewey	11	11	11	n/a	n/a	5	17	0	3	4	n/a	n/a
		York MS	17	13	21	n/a	n/a	15	18	5	0	13	n/a	n/a
	reading	Colorado	66	72	61	70	49	39	77	19	11	41	n/a	n/a
		Mapleton	43	48	38	n/a	22	33	54	17	10	37	n/a	n/a
		John Dewey	42	48	36	n/a	n/a	31	55	13	10	38	n/a	n/a
		York MS	44	47	41	n/a	n/a	35	53	24	12	35	n/a	n/a
	science	Colorado	49	47	51	54	23	20	61	14	5	23	n/a	n/a
		Mapleton	20	17	22	n/a	11	10	31	8	4	14	n/a	n/a
		John Dewey	17	18	15	n/a	n/a	6	28	0	0	9	n/a	n/a
		York MS	23	17	30	n/a	n/a	15	34	19	12	20	n/a	n/a
writing	Colorado	49	59	39	57	33	23	58	7	6	24	n/a	n/a	
	Mapleton	24	30	17	n/a	11	15	32	8	4	19	n/a	n/a	
	John Dewey	24	36	13	n/a	n/a	13	39	6	3	23	n/a	n/a	
	York MS	23	25	21	n/a	n/a	18	26	10	6	15	n/a	n/a	
Grade 9	math	Colorado	31	31	32	42	10	10	40	4	4	11	n/a	n/a
		Mapleton	14	17	12	n/a	n/a	9	20	0	0	11	n/a	n/a
		Skyview HS	14	17	12	n/a	n/a	9	20	0	0	11	n/a	n/a
	reading	Colorado	65	72	59	67	44	38	77	17	9	39	n/a	n/a
		Mapleton	46	55	38	n/a	n/a	34	57	11	0	39	n/a	n/a
		Skyview HS	46	55	38	n/a	n/a	34	57	11	0	39	n/a	n/a
	writing	Colorado	50	59	42	56	29	24	61	6	5	25	n/a	n/a
		Mapleton	28	39	19	n/a	n/a	20	37	3	5	27	n/a	n/a
		Skyview HS	28	39	19	n/a	n/a	20	37	3	5	27	n/a	n/a
Grade 10	math	Colorado	27	25	29	36	7	8	34	3	3	9	n/a	n/a
		Mapleton	8	9	7	n/a	n/a	4	13	0	0	10	n/a	n/a
		Skyview HS	8	9	7	n/a	n/a	4	13	0	0	10	n/a	n/a
	reading	Colorado	67	73	61	67	48	40	76	18	9	42	n/a	n/a
		Mapleton	46	48	43	n/a	n/a	34	57	6	9	40	n/a	n/a
		Skyview HS	46	48	43	n/a	n/a	34	57	6	9	40	n/a	n/a
	writing	Colorado	52	60	43	53	31	25	61	7	4	27	n/a	n/a
		Mapleton	29	31	28	n/a	n/a	20	39	0	4	22	n/a	n/a
		Skyview HS	29	31	28	n/a	n/a	20	39	0	4	22	n/a	n/a

● students with disabilities

■ English language learners

◆ students on free or reduced lunch

n/a = fewer than 16 students

## important numbers and addresses

### Central Administration

591 E. 80th Avenue  
Denver, CO 80229  
303-853-1000

### Office of the Superintendent

303-853-1015

### Skyview High School

*Jamie Kane*, principal  
*Eldon Wire*, director  
8990 York Street  
Thornton, CO 80229  
303-853-1200

### Skyview Big Picture High School

*Jeff Park*, director  
660 W. 70th Avenue  
Denver, CO 80221  
303-853-1960

### Skyview Expeditionary Learning High School

*Brent Rourk*, director  
7480 Conifer Road  
Denver, CO 80221  
303-853-1930

### Alternative #1 High School

*Cheryl Mull*, director  
1200 E. 78th Avenue  
Denver, CO 80229  
303-853-1660

### John Dewey Middle School

*Laura Fischer*, principal  
7480 Conifer Road  
Denver, CO 80221  
303-853-1700

### York Middle School

*Matt Flores*, principal  
9200 York Street  
Thornton, CO 80229  
303-853-1600

### Bertha Heid Elementary Campus

*Lisa Roberts*, principal  
91st & Poze Boulevard  
Denver, CO 80229  
303-853-1300  
Clayton building: 303-853-1460

### Meadow Elementary School

*Paul Frank*, principal  
9150 Monroe Street  
Thornton, CO 80229  
303-853-1500

### Monterey Elementary School

*Patti Antonio*, principal  
2201 McElwain Boulevard  
Denver, CO 80229  
303-853-1360

### Valley View Elementary School

*Dona Kitto*, principal  
660 W. 70th Avenue  
Denver, CO 80221  
303-853-1560

### Western Hills Elementary School

*Karla Allenbach*, principal  
7700 Delta Street  
Denver, CO 80229  
303-853-1400

### Mapleton Early Learning Center

*Erica Branscum*, coordinator  
602 East 64th Avenue  
Denver, CO 80229  
303-853-1100

## central administrative staff

*Charlotte Scarpella*, Superintendent  
*Sam Molinaro*, Assistant Superintendent  
*Don Herman*, Chief Financial Officer  
*Dr. Michael Kirby*, Executive Director of Student Support Services  
*Jackie Kapushion*, Executive Director of Learning Services  
*Diane Blumenschein*, Director of Special Services  
*Damon Brown*, Manager Information and Technology Services  
*Paula Cockwell*, Manager Nutrition Services  
*Karla Kohman*, Director of Assessment  
*Phil Russell*, Operations Manager

*Para una copia en Español, llame al 303-853-1057*

Graphic Design: Much Ado Creative Services, LLC

For more information about Mapleton Public Schools please call 303-853-1000, or visit [www.mapleton.us](http://www.mapleton.us)



## Mapleton Public Schools

Adams County School District #1  
591 E. 80th Avenue  
Denver, CO 80229  
303-853-1000  
[www.mapleton.us](http://www.mapleton.us)